

Celebrate **JUNETEENTH** Freedom



"Today on Juneteenth, the day we celebrate the end of slavery, the day we memorialize those who offered us hope for the future and the day when we renew our commitment to the struggle for freedom"-Angela Davis

What is Juneteenth?

On June 19, 1865, Union soldiers arrived in Texas, bringing news that the Civil War had ended and to enforce Lincoln's Emancipation Proclamation, issued two and a half years earlier. The news galvanized African-Americans across Texas. Some celebrated, others left to find family members from whom they had been separated, and still others continued fighting to free themselves from white landowners who did not want to accept the proclamation. In Asheville, African-Americans claimed their freedom on April 28, 1865, when Union cavalry arrived in the region. Today, June 19th is recognized across the nation as a holiday to celebrate and uplift African-Americans everywhere.

Who's who on the coloring page?

Learn more about these local luminaries of the Black community. . .

Tempie Avery (c.1823 - 1917)

Tempie (also spelled Tempe or Tempy) was an enslaved woman to a large landowner in Buncombe County. After the Civil War, Tempie continued to work for that same family, delivering and caring for their children and grandchildren. In return for her service to this family, Tempie was given several lots on land in Montford which she passed on to her descendants when she died in 1917.

Andrea Clark

A prominent photographer, Andrea came to Asheville in her 20s to live with her father James Howard Clark, son of James Vester Miller. Many of her photographs are candid images of the neighborhood known as East End.

Clifford W. Cotton III

The grandson of local civil rights leader and entrepreneur E.W. Pearson, Cliff attended Stephens-Lee High School where he participated in the marching band. He was part of several local bands and after college he worked as a professional musician playing with famous artists such as the Temptations.

Isaac Dickson (1839 - 1919)

Dickson moved to Asheville with his family in 1870. He was an enterprising businessman and property owner in the East End-Valley Street neighborhood of the city and was the first Black man to have a seat on the school committee of the board of aldermen. He is the namesake of Isaac Dickson Elementary School.

Sarah Gudger (1816 - 1938)

Born on September 15, 1816, Sarah Gudger was enslaved in the Swannanoa Valley until after the Civil War. In 1937, at the age of 121, Sarah gave an interview detailing her life and that of her parents. You can read more about her at www.history.swannanoavalleymuseum.org/sarah-gudger/

Roy Harris

Born in 1950, in Sladesville, NC, Roy would go on to have a career as a manufacturing engineer upon his graduation from North Carolina A&T State University. After retiring in 1983,

Roy came to Asheville to live in Southside where he has become an active community member and leader, historian, and renowned storyteller.

Rev. John Hayes (1942-2021)

An ordained minister and former President of the Asheville NAACP chapter, John was known to many as Elder Hayes. He had a morning Gospel program on WBMU-FM radio and later WRAQ-AM and was the former director of the Hillcrest Enrichment Program. One of his most well-known and beloved programs is the Hillcrest High-Steppin' Marquette & Drum Corps, or the Hillcrest High Steppers.

Irene Hendrick (1899 - 1992)

Irene Hendrick was employed as a head librarian by the City of Asheville in 1926 to organize the city's first Black library, which opened in April 1927. During her time there she created a safe community space and developed a collection that featured African American authors and subjects relevant to her patrons.

Minnie Jones (1934 - 2015)

Moving to Asheville in the 1960s, Minnie continued her work as an activist that had begun while working with Dr. Martin Luther King, Jr. in Alabama. She was an advocate for underprivileged and underrepresented communities in Buncombe County, founding and initiating several health and legal services to serve those populations. She is the namesake of the Minnie Jones Center.

James Vester Miller (1860 - 1940)

A master brick mason and building contractor in Asheville, James was born in Rutherfordton, NC, the son of an enslaved mother. After emancipation, his family moved to Asheville, where he learned his trade. You can see his buildings on the James Vester Miller Walking Trail.

E.W. Pearson Sr. (1872 - 1946)

Pearson was an African American entrepreneur, Buffalo Soldier and Spanish American War veteran, civil rights leader, and pioneering sports enthusiast. He moved to Asheville in 1906, where he became known as the "Black Mayor of West Asheville". In 1916, Pearson formed the Asheville Royal Giants, Asheville's first Black semi-professional baseball team.



Want to learn more?

Further reading and listening about Juneteenth and the history of African-Americans in North Carolina:

Watch & Listen Online:

- “What is Juneteenth?” by Henry Louis Gates, Jr., PBS.org
- Our America: Black Freedom - ouramericaabc.com/black-freedom
- Juneteenth Digital Toolkit, National Museum of African American History and Culture, nmaahc.si.edu/juneteenth-digital-toolkit
- Interviews from the Library of Congress’s American Folk Life Center about Juneteenth
 - Wallace Quarterman, Fort Frederica, St. Simons Island, Georgia, June 1935
 - Uncle Billy McCrea, Jasper, Texas, 1940
 - Aunt Harriet Smith, Hempstead, Texas, 1941
 - Laura Smalley, Hempstead, Texas, 1941 (part 1 of 5)
 - Laura Smalley, Hempstead, Texas, 1941 (part 4 of 5)

Books For Kids:

- *All Different Now: Juneteenth: the first day of freedom*, by Angela Johnson
- *Celebrating Juneteenth*, by Jody Jensen Shaffer
- *A Flag for Juneteenth*, by Kim Taylor
- *Free At Last: a Juneteenth poem*, by Sojourner Kincaid Rolle
- *Juneteenth*, by Lisa L. Crayton
- *Juneteenth*, by R.J. Bailey
- *Juneteenth*, by Van G. Garrett
- *Juneteenth*, by Julie Murray
- *Juneteenth*, by Rebecca Sabelko
- *Juneteenth*, by Kevin P. Winn
- *Juneteenth for Mazie*, by Floyd Cooper
- *Juneteenth: our day of freedom*, by Sharon Dennis Wyeth
- *The Juneteenth Story: celebrating the end of slavery in the United States*, by Alliah L. Agostini
- *The Night Before Freedom: a Juneteenth story*, by Glenda Armand
- *Opal Lee and What It Means to be Free: the true story of the grandmother of Juneteenth*, by Alice Faye Duncan
- *The Real History of Juneteenth*, by Elliott Smith
- *What is Juneteenth?* by Kirsti Jewell

Books For Adults:


- *Envisioning emancipation : Black Americans and the end of slavery*, by Deborah Willis
- *On Juneteenth*, by Annette Gordon-Reed
- *Watermelon & Red Birds: a cookbook for Juneteenth and Black Celebrations*, by Nicole A. Taylor

Local and Regional History:

- “*Juneteenth: remembering Asheville’s slaves in their own words*,” by Elizabeth Anne Brown, *Asheville Citizen-Times*, June 19, 2019
- *Life Beneath The Veneer: The Black Community in Asheville, North Carolina from 1793 to 1900*, by Darin Waters
- *When All God’s Children Get Together: A Celebration of the Lives and Music of African American People in Far Western North Carolina*, by Ann Miller Woodford
- *The Free Negro in North Carolina, 1790-1860*, by John Hope Franklin
- *Reconstruction’s Ragged Edge: The Politics of Postwar Life in the Southern Mountains*, by Steven E. Nash
- *Appalachians and Race: The Mountain South from Slavery to Segregation*, ed. By John C. Inscoe
- *Race, War, and Remembrance in the Appalachian South*, by John C. Inscoe
- *We Lived in a Little Cabin in the Yard*, ed. By Belinda Hurmence
- *North Carolina Slave Narratives: the lives of Moses Roper, Lunsford Lane, Moses Grandy, & Thomas H. Jones*, ed. by William W. Andrews
- *Sarah Gudger’s Journey to Freedom*, by Katherine Calhoun Cutshall and Catherine Amos
- The Black Asheville History Project, Buncombe County Special Collections at Pack Memorial Library
- History Harvest : the Black Asheville History Project: ask your elders roundtable, Buncombe County Special Collections at Pack Memorial Library
- Library of Congress Slave Narratives from the Federal Writers’ Project, 1936 to 1938
 - North Carolina, Part 1: Adams – Hunter
 - North Carolina, Part 2: Jackson - Yellerday

Visit buncombecounty.org/library and specialcollections.buncombecounty.org to find these books and more.

Juneteenth Crossword Puzzle



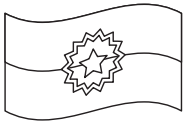
Down:

1. This businessman and community leader has a local elementary school named after him.
3. We celebrate Juneteenth on the _____ day of June.
4. E.W. Pearson Sr. formed Asheville's first Black semi-professional baseball team, the Asheville Royal _____.
5. This local brick mason and building contractor has a walking trail named after him.
6. Sarah _____ gave an interview on the realities of her and her family's lives under slavery at the age of 121.
7. Deborah Willis wrote a book titled *Envisioning _____: Black Americans and the End of Slavery*
11. You can watch a video where local community members discuss what Juneteenth means to them on _____.
14. The Union cavalry arrived in Asheville on _____ 28, 1865.
15. Tempie Avery passed down land in the _____ neighborhood to her descendants.
20. This local librarian organized Asheville's first Black library.

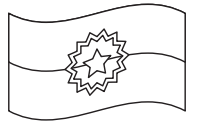
Across:

2. Kim Taylor wrote a book for children called *A _____ for Juneteenth*.
8. Photographer Andrea Clark captured photos of life in the _____ neighborhood.
9. Musician Clifford W. Cotton III played with famous musical group *The _____*.
10. Southside community leader, historian, and storyteller Roy Harris had a career as an _____.
12. Local artist Heather _____ drew the coloring sheet in this activity pack.
13. Juneteenth is held on the day when Union soldiers arrived with news of the Emancipation Proclamation in which state?
16. If you want to learn more about Sarah Gudger, you can read *Sarah Gudger's Journey to _____*.
17. This local activist created health and legal services for underprivileged and underserved communities in Buncombe County.
18. On Juneteenth, we celebrate the end of _____ in the United States.
19. Rev. John Hayes created the _____ High Steppers.





Color a Juneteenth Flag



Activist Ben Haith created the first version of the Juneteenth flag in 1997 in collaboration with illustrator Lisa Jeanne Graf and other artists. Over the years, the flag has been updated, with the version we use today completed in 2007. There are many symbols on the flag.

Colors

The colors of the Juneteenth flag are red, white, and blue, the same as the American flag. This is to remind us that people enslaved in the United States were Americans, as are their descendants.

The top portion of the flag above the arc is blue. The portion below the arc is red. The star and burst are white.

Burst

The burst symbolizes a new beginning for enslaved people in the United States.

Five-pointed star

The star has two meanings. It represents both Texas, where Juneteenth has its origins, and the freedom of all African-Americans across the United States.

Arc

The arc symbolizes a new horizon, new opportunities, and the promise of a better future.


Date

The date signifies the day when Union troops arrived in Galveston, Texas to enforce the Emancipation Proclamation.

To read more about the Juneteenth flag, visit oshr.nc.gov/juneteenth.



BUNCOMBE COUNTY
PUBLIC LIBRARIES



June 19, 1865

Juneteenth recipes

Red foods such as strawberry soda, red velvet cake, watermelon, barbecue, and red beans and rice are commonly eaten on Juneteenth, as are food symbolizing wealth and good fortune, like black-eyed peas, collard greens, and corn. Read the article “The Traditional Foods of Juneteenth Carry a Rich History, Dating Back Centuries” at oprahdaily.com/life/a36479941/juneteenth-food-traditions/ to learn more about the history and symbolism of these foods or check out the book *Watermelon & Red Birds: a cookbook for Juneteenth and Black Celebrations*, by Nicole A. Taylor. Then try some of the recipes below to bring to your Juneteenth celebration!

Red Juneteenth Punch

Source: LA Dunn, blackgirlseat.com

Ingredients

- 2 cups orange juice
- 2 cups cranberry juice
- 32 oz 7-Up (or Sprite, Ginger Ale or Seltzer)
- 1/4 cup lime juice
- 2 cups sliced strawberries
- 2 cups maraschino cherries
- 2-4 cups ice

Instructions

1. Add ice to a large punch bowl.
2. Pour soda, orange, cranberry and lime juices into the bowl. Add strawberries and cherries. Stir and serve.
3. Garnish with additional cherries and strawberries.

Slow Cooker Red Beans & Rice

Source: Chef Chris Williams, consumerreports.org

Ingredients

- 1 lb. dried beans, soaked overnight
- 1 lb. chicken sausage, sliced into rounds
- 1 green bell pepper, chopped
- 1 jalapeño pepper, chopped
- 1 sweet onion, chopped
- 8 cloves garlic, chopped
- 1 teaspoon fresh ground black pepper
- 1 teaspoon Creole seasoning (or to taste)
- 1 smoked turkey neck
- 10 cups water
- 4 cups cooked rice

Instructions

1. Place the beans and water into a slow cooker. Heat a skillet over medium-high heat and brown the sausage in the skillet. Once browned, remove sausage from the skillet with a slotted spoon and transfer to the slow cooker. Reserve drippings.
2. Add onion, green pepper, jalapeño and garlic to the drippings; cook and stir until tender, about 5 minutes. Transfer everything from the skillet to the slow cooker.
3. Season the mixture with pepper and Creole seasoning. Add the turkey neck. Cover and cook on low for about 8 hours, or until beans are tender. If the bean mixture seems too watery, take the lid off the slow cooker and set heat to High to cook until it reaches a creamy texture.

Red Velvet Cake

Source: divascancook.com

Ingredients

- 2 cups all-purpose flour
- 1 teaspoon baking soda
- 1 teaspoon baking powder
- 1 teaspoon salt
- 2 Tablespoons unsweetened, cocoa powder
- 2 cups sugar
- 1 cup vegetable oil or canola
- 2 eggs
- 1 cup buttermilk
- 2 teaspoons vanilla extract
- 1-2 oz. red food coloring, more or less depending on how deep you want the color
- 1/2 cup plain hot coffee, prepared (don't skip this ingredient)
- 1 teaspoon white distilled vinegar

Instructions

1. Preheat oven to 325 F.
2. Generously grease and flour (2) 9-inch round cake pans. Set aside.
3. In a medium bowl, whisk together flour, baking soda, baking powder, cocoa powder, and salt. Set aside.
4. In a large bowl, combine the sugar and vegetable oil.
5. Mix in the eggs, buttermilk, vanilla, and red food coloring until combined.
6. Stir in the coffee and white vinegar.
7. Combine the wet ingredients with the dry ingredients a little at a time, mixing after each addition, just until combined. (Batter will be thin)
8. Pour the batter evenly into each pan.
9. Bake in the middle rack for 30-40 minutes or until a toothpick inserted in the center comes out with moist crumbs clinging to it. Do not overbake as the cake will continue to cook as it cools.
10. Let pans cool on a cooling rack until the pans are warm to the touch.
11. Slide a knife or offset spatula around the inside of the pans to loosen the cake from the pan.
12. Gently remove the cakes from the pan and let them finish cooling. (The warm cake will be very delicate)
13. Frost the cake with cream cheese frosting when the cakes have cooled completely.



BUNCOMBE COUNTY
PUBLIC LIBRARIES

What does Juneteenth mean to you?

In 2020, Buncombe County community members answered this question in a YouTube video. Hear their stories here:



Short version:
youtu.be/6c5SaMDduHg



Full version:
youtu.be/uSYMKUWWXs8